

# **WESTFIELD<sup>®</sup>**

TFX80  
TFX100



**TFX Series Augers**

# Our Best Farm Proven Features

## Main Tubes

Main tube connections are welded and flanges are bolted together for maximum strength. Aircraft cable trussing on longer units provide rigidity for transport and operation.



## Top Drive

Sealed, grease-lubricated top drives feature forged steel sprockets and heavy duty chain for reliable, maintenance-free operation. Sprockets and chains are matched to auger capacity and protected by durable cast aluminum covers.

## Upper Driveshaft

Durable, oil-impregnated hardwood driveshaft bearings provide long life and smooth, quiet operation. Should replacement become necessary, split bearings, which can be installed without disassembling the driveshaft, are available. Galvanized driveshaft shields provide critical safety and weather protection yet allow visual inspection of driveshaft components.



## Self Propelled Mover Kits


- One person can position even our largest auger with ease
- The kit can be installed on all TFX augers without modification
- A central control panel lets you raise, lower and drive the unit
- Hydraulic motors on each wheel provide maximum traction on soft ground or over snow
- Proven operator convenience and safety design features

## Controls

Single-sided controls allow for improved accessibility and ease of use.

Dolly wheel lift to raise and lower auger intake and raise dolly wheels for transport

Hydraulic winch control for raising and lowering auger discharge



Push bar for guiding auger direction left and right

Hydraulic wheel drive control for moving auger forward and reverse

## The Westfield Name

When you make only one product, you get to be very good at it. For over 50 years, Westfield has developed and refined the best grain augers available. We've learned what farmers want – affordable, simple, straight-forward designs for labor saving performance and dependability. Westfield's grain augers are built with the best materials, components and features to provide value and performance you can count on. This is our promise and the reason why we're the industry leader.

Farmers choose Westfield when looking for quality grain handling equipment because:

- We make our own auger tubing and flighting in order to maintain rigid quality control from the beginning of the manufacturing process and ensure value is built into every unit sold
- Westfield's earned a reputation for innovation and reliability by combining traditional craftsmanship with the latest in metal fabrication technology
- We support our products through a 1,400- store dealer network and series of regional warehouses, stocking critical parts for fast delivery
- Our extensive product line allows customers to choose models for their specific applications
- We've created the industry standard through our commitment to safety and ease of operation

# Improved

## New Drive Belt System

The TFX now uses an improved double belt drive system that incorporates short belts and idler pulley's to maintain belt tension. This design allows the engine to stay low at all working heights while reducing the number of moving parts in the drive line.



### Frame Wheels

Dolly frame wheels allow excellent maneuverability and lift completely for long distance transport with truck or tractor.



### Pump and Oil Reservoir

High capacity hydraulic pump and frame mounted oil reservoir.

# Drive Options

The TFX model's choice of drive options means versatility and the ability to adapt to future needs.



## PTO

Heavy duty PTO shaft mounts low on the undercarriage to minimize angle of the universal joints and increase service life. Comes standard with transport saddle for PTO shaft.



## EMD

Available for all auger sizes. See chart on back page for horsepower and motor pulley requirements. Standard double belt pulley drive.



## MD

Self leveling gas engine mount with adjustable belt tension arm for engaging and disengaging auger while motor is running.

# Add These Optional Features




## Electric Clutch with Remote Controls

Allows operator to start and stop the auger without shutting down gas engine drives. Quick installation and controls at intake and discharge end of auger. Fill truck boxes to optimal levels and provide another level of safety shutdown during operation.



## Hydraulic Winch Lift Kit

Raise and lower auger from the convenience of your tractor seat. High capacity winch with automatic brake. Standard with all Self Propelled Auger Mover Kits, optional for all TFX models and sizes.



## Flex Spouts

Optional five-section bucket flex spouts direct grain and reduce spillage. Several sizes available in poly or galvanized steel.



## Poly Hoppers

Durable, flexible poly hoppers allow easy grain handling with minimum spillage. Two sizes are available for TFX augers; the regular poly hopper ideal for 8" augers and the new larger "V" hopper for 10" augers.



## NEW TFX Hopper

Optional intake hopper makes it easier to unload bins and fill trucks without the hassle of a poly hopper.

# WESTFIELD®

# More Performance, Better Value



## Rugged Frame Design

Streamlined A-frame design provides proven stability at the bin and during transport. Wide axles with cast iron hubs and tapered roller bearings are standard.




## Extended Reach

An undercarriage design that allows up to 40% longer reach at the intake end of the auger for better access to bins, while maintaining proper balance.



## Intake Safety Shield



## Stub Flight Section



## Westfield Flighting

All Westfield flighting is precision-formed in-house to maintain quality control and ensure replacement parts will be available if you need them.

TFX models feature a convenient, replaceable lower flight stub section that quickly bolts into place and a lower-pitched intake flight to improve initial feeding rates.

Unlike competitive brands which increase flight edge thickness by roll-forming, Westfield continuously welds on a full 10-gauge wear edge at a critical grain transfer points. This means extra strength and service life where you need it most.

Intake shields are designed to provide optimal grain flow and operator protection. Please keep them in place.

Quick-detach tow hitches are standard on most models.

# TFX AUGER GENERAL SPECIFICATIONS

	TFX 831	TFX 836	TFX 841	TFX 846	TFX 851	TFX 1031	TFX 1036	TFX 1041
<b>Overall Length</b>	31'/9.45m	36'/10.97m	41'/12.02m	46'/14.02m	51'/15.54m	31'/9.45m	36'/10.97m	41'/12.50m
<b>Auger Tube</b>	14 gage(1.9mm) welded steel							
<b>Flighting</b>	10 GA(3.4mm) stretched and welded					7 GA (4.6mm) stretched and welded		
<b>Intake Flighting</b>	10 GA(3.4mm) welded "wear-edge", lower pitch for higher capacity, replaced by removing bolt thru shaft							
<b>Flight Shaft</b>	1.66" OD x 11(31.8mm x 3.1mm) GA tubing					2" OD x 11 GA (50.8mm x 3.1mm) tubing		
<b>Drive Shaft</b>	1-1/4" OD x 11GA (31.8mm x 3.1mm) tubing							
<b>Drive Shaft Bearings</b>	1-1/4" (31.8mm) oil impregnated hardwood bearings							
<b>Tube Trussing Cable</b>	N/A	N/A	N/A	5/16" (7.9mm) aircraft-type galvanized cable	N/A	N/A	N/A	N/A
<b>Track</b>	High yield 11 GA(3.1mm) roll formed							
<b>Track Shoe</b>	2-3/4" (69.9mm) steel roller							
<b>Undercarriage</b>	T-frame, adjustable c-channels							
<b>Axle</b>	2-1/2" x 11GA(63.5mm x 3.1mm) tubing							
<b>Hubs &amp; Wheels</b>	4 bolt automotive-type hub, 15"(381mm) wheels							
<b>Lift Cable</b>	1/4" (6.4mm) aircraft-type galvanized cable							
<b>Tires Required</b>	15" (381mm) automotive tires							
<b>PTO Driveline</b>	Pin stop, non-separable, sheilded							
<b>Top Drive</b>	60# roller chain and hardened steel sprockets							
<b>Top Drive Bearings</b>	1"(25.4mm) and 1-1/4"(31.8mm) flangette collar lock sealed ball bearings					1"(25.4mm) and 1-1/4"(31.8mm) pillow block		
<b>Winch</b>	Reduction geared with automatic brake							
<b>Gearbox</b>	Forged steel gears with tapered roller bearings							
<b>HP Requirements</b>	see horsepower chart							
<b>Wheel Tread</b>	see height and reach specifications chart							

## HEIGHT, REACH AND WHEEL TREAD SPECIFICATIONS

	A Height Lowered	B Height Halfway	C Height Raised	D Reach Lowered	E Reach Halfway	F Reach Raised	G Intake Reach	Wheel Tread	<p>Heights measured from bottom of auger spout to ground.</p>
<b>TFX 1031</b>	8'-8"/2.64m	13'-11"/4.24m	19'-1"/5.82m	11'-7"/3.53m	10'-4"/3.15m	8'-7"/2.62m	10'-2"/3.10m	7'-4"/2.24m	
<b>TFX 1036</b>	9'-2"/2.79m	15'-6"/4.72m	21'-9"/6.63m	13'-7"/4.14m	12'-5"/3.78m	10'-10"/3.30m	12'-2"/3.71m	7'-4"/2.24m	
<b>TFX 1041</b>	10'-5"/3.18m	18'-9"/5.72m	27'-1"/8.26m	15'-9"/4.80m	14'/4.27m	11'-6"/3.51m	12'-9"/3.89m	8'-4"/2.54m	
<b>TFX 831</b>	9'-6"/2.90m	14'-3"/4.34m	19'/5.79m	11'-3"/3.43m	9'-10"/3.00m	7'-11"/2.41m	10'-2"/3.71m	7'-4"/2.24m	
<b>TFX 836</b>	9'-10"/3.00m	15'-10"/4.83m	21'-10"/6.65m	13'-4"/4.06m	11'-10"/3.61m	10'/3.05m	12'-2"/3.63m	7'-4"/2.24m	
<b>TFX 841</b>	10'-10"/3.30m	18'-9"/5.72m	27'-1"/8.26m	15'-8"/4.78m	13'-11"/4.24m	11'-1"/3.38m	12'-9"/3.89m	8'-4"/2.54m	
<b>TFX 846</b>	11'-3"/3.43m	21'-4"/6.50m	30'-7"/9.32m	17'-8"/5.38m	15'-7"/4.75m	12'-10"/3.91m	14'-9"/4.50m	8'-4"/2.54m	
<b>TFX 851</b>	12'/3.66m	23'-1"/7.04m	34'-1"/10.39m	20'-2"/6.15m	18'/5.49m	14'-10"/4.52m	16'-10"/5.13m	8'-4"/2.54m	

## HORSEPOWER REQUIREMENTS

	Gas HP	Gas KW	Electric HP	Electric KW
<b>TFX 831</b>	16	12	5	3.7
<b>TFX 836</b>	16	12	5-7.5	3.7-5.6
<b>TFX 841</b>	16	12	5-7.5	3.7-5.6
<b>TFX 846</b>	18	13.5	7.5	5.6
<b>TFX 851</b>	18	13.5	7.5	5.6
<b>TFX 1031</b>	20	15	7.5-10	5.6-7.5
<b>TFX 1036</b>	25-30	18.7-22.5	10-15	7.5-11
<b>TFX 1041</b>	25-30	18.7-22.5	10-15	7.5-11



## SAFETY FIRST!

We know you work long and hard, especially during harvest. Please take the time to put safety first:

Westfield augers are designed with operator safety in mind and incorporate many safety features. Everyone operating an auger must read and understand the operator's manual and safety decals before attempting to operate the unit. Do not modify this implement in any way. Use only for intended purposes. Keep all safety shields in place while operating. Never operate with any safety shields or guard removed or modified. Never transport the unit in a raised position. Check overhead before raising. Never attempt to service the auger while it is running. Keep children, pets and untrained personnel away from work area.

# WESTFIELD®

Box 39, Rosenort, Manitoba, R0G 1W0 Toll Free: 1-866-467-7207 Web: [www.grainaugers.com](http://www.grainaugers.com) Email: [sales@grainaugers.com](mailto:sales@grainaugers.com)

[www.grainaugers.com](http://www.grainaugers.com)

**AGI**  
AG GROWTH INTERNATIONAL