

WESTFIELD[®]



MK80

MK100

MK130^{plus}

MK100x36

MK Series Augers

MK130^{PLUS}

- Heavy-duty 5000 lb. hitch jack
- Streamlined down spout for complete clean out
- Large clean out and service doors
- Large cable sheaves with oil impregnated bronze bushings



Thrust Adjuster

Upper bearing thrust adjuster allows fighting pressure to be equalized on both upper and lower bearings for smoother operation, longer flight life.



Undercarriage & Wheels

Heavy structural square tubing and extendable axles for stability on 81', 91' and 111' models. The 61' and 71' use heavy duty frame material. Transport wheels are 15" with sturdy 6 bolt cast iron hubs. 81', 91' and 111' require 11L -15 x 8 ply heavy duty tires.



Lift Assist

Multi roller track shoe reduces the pressure needed to raise the auger and provides a lower transport position.



MK130^{PLUS} Performs Beyond Compare

Large farm operators have told us what they want in today's grain handling equipment and we are pleased to offer improvements to meet the growing demands.

Using North America's most popular swing away auger design, the heavy-duty MK130^{PLUS} is built tough to take on the biggest of jobs. Constructed from heavier gauge auger tube and flighting than our other models, the MK130^{PLUS} gives you more years of dependable, high-capacity performance.


Westfield's MK130^{PLUS} delivers these innovative and easy-to-use features:

- 1/4" flighting on main and swing augers, additional 10 gauge wear-edge strip welded at critical grain transfer points for increased durability
- Heavier duty gearboxes and extended lube universal joints for longer, trouble free operation
- Our 81', 91' x 111' augers are designed with extendable axles which offers stability at the bin site and narrow transport width. (112" when retracted)



Trussing

X-braced top mounted pipe and heavy duty side-cable trussing provides maximum support with full bin reach. Heavy 1/4" angle track adds further support.



Dual Cylinder Hydraulic Lift

Requires minimal amount of tractor hydraulic fluid to raise auger. Shut-off valve in hydraulic line locks auger in position.



CV-PTO Shaft

All MK augers are equipped with an overload shear bolt. The CV-PTO shaft, assures smooth operation with vibration-free running, longer wear and constant high capacity grain flow.

- Heavy gauge 15" wheels with sturdy 6 bolt cast iron hubs and tapered bearings
- 61', 71', and 81' utilize heavy duty galvanized truss cables with X-brace brackets to provide maximum support with full bin reach
- 91' and 111' utilize a combination of 2 1/2" or 3" steel tubing and heavy duty galvanized truss cables to provide ultimate strength and support at all times

- Transport to operation procedures are smooth and dependable with rugged double angle iron track, reinforced stress points and large multi roller trackshoe
- Threaded upper bearing thrust adjuster allows flighting pressure to be equalized on both upper and lower bearings
- MK series available with 1000 RPM-540 RPM reducer with built in reverser that

will now bolt onto the auger instead of the tractor. Eliminates bottom bearings, chain, sprockets and optional reverser kit when used

- Large hopper wheels with pneumatic tires and tubes
- All MK series augers are powder coated for a durable finish

Introducing

MK 100x36 Truck Loader

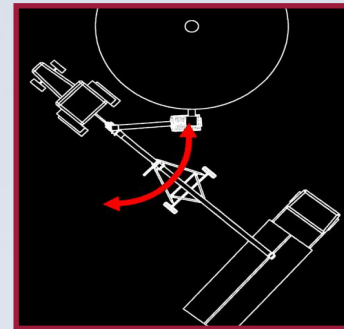
North America's largest manufacturer of swing away augers is pleased to introduce an expansion to our popular MK series lineup.

The MK100x36 combines a 36' main tube length and 9' swing away hopper to make auger set up a breeze. Just drive the tractor up to the bin, lower and swing the hopper into position and you're ready to load your truck or trailer.

With a 12.5" hopper height (plus rubber extension), the standard hopper gives plenty of clearance under horizontal bin unload discharge heads.

For extremely low powerheads, or for re-loading semi trailers in the field, the low-profile version (GLP) is also available.

Best of all, the MK100x36 offers the capacity, quality and safety you've come to expect from Westfield.



Flexible positioning


Swing tube on left or right side.



MK130^{PLUS} - Designed by the People Who Know & Understand Grain Handling

Choose from Standard or Low Profile Hoppers

(Low profile not available on 8" models)



Standard Hopper

Quickly switches to right or left hand operation. A vertical transport position provides for quick, easy cleanout.

- 5" rubber extension – holds more grain while reducing spillage
- Handy boot clean out and service access doors



Low Profile Hopper

Self leveling low profile hopper available for 10" and 13" models only.



Safety Discharge


Spring loaded safety discharge door on the intake hopper guards against main auger overloading.



Standard Hopper Angle Drive

A Westfield designed constant velocity angle-drive replaces the u-joint in the redesigned feed hopper, eliminating velocity fluctuation vibrations for smoother running and less stress on the drive train.

Add These Optional Features



Flex Spouts

Directs grain flow – reduces spillage. Available in poly plastic or galvanized metal.



Corn Screen

Up to 4' long. Available on all models. Factory installed on the swing hopper tube.



Right Angle Drive

Assist operation in limited space situations. Allows a full arc on opposite side of tractor.



1000 PTO Drive

Optional on MK130^{Plus} models. Allows operation with high horsepower tractors (reverser included).



Reverser Kit

Ability to reverse all flights. Allows quick and easy clean out (shown with guards removed for clarity).



Hydraulic PowerSwing

A hydraulic drive with powerful high torque hydraulic motor is available on the 8" and 10" models as a factory order.



Remote PowerSwing

Introducing a remote controlled PowerSwing that gets the job done faster and more efficiently by allowing the swing-hopper to be positioned from the comfort and convenience of your cab. Ask for the PowerSwing brochure for more details.



- Key fob remote
- Fast and easy installation
- Hydraulic two-wheel drive
- Top wind 2,000 lb jack to adjust wheel traction

WESTFIELD®

MK100 /MK80

- Flared lower tube for improved feeding with replaceable 24" flight section
- MK80 series available in 51', 61' and 71' lengths
- MK80 capacity: up to 3,900 bu/hr
- MK100 series available in 36', 51', 61', 71', 81' and 91' lengths
- MK100 capacity: up to 6,000 bu/hr



Trussing

Heavy duty cable trussing standard on 51', 61', 71' and 81' lengths, providing maximum support with full bin reach. 91" length uses X-brace top mounted trussing.



Extendable Axles

32" axle extension on 81' and 91' lengths for increased stability. Retraction offers reduced width for transport.



Single Cylinder Hydraulic Lift

Proven Cylinder lift provides smooth, fast operation with minimal hydraulic requirements. Combined with the "A" frame undercarriage, Westfield's design allows you to position your auger at the bin with safety and confidence from your tractor seat.



The Westfield Name

When you make only one product, you get to be very good at it. For over 50 years, Westfield has developed and refined the best grain augers available. We've learned what farmers want – affordable, simple, straight-forward designs for labor saving performance and dependability. Westfield's grain augers are built with the best materials, components and features to provide value and performance you can count on. This is our promise and the reason why we're the industry leader.

MK Series

- "A" frame design for maximum stability
- Choice of mechanical or hydraulic swing auger drives on 8" and 10" models
- Equipped with heavy duty constant velocity (CV) PTO shaft to eliminate vibrations for smoother running and less stress on the drive train
- Wear Edge flighting at critical grain transfer points
- Spring loaded safety discharge door on intake hopper guards against main auger overloading
- Trussing provides maximum support with full bin reach

MK AUGER GENERAL SPECIFICATIONS

	MK80 51'	MK80 61'	MK80 71'	MK100 51'	MK100 61'	MK100 71'	MK100 81'	MK100 91'	MK130 61'	MK130 71'	MK130 81'	MK130 91'	MK130 111'	
Tubing	14 gauge welded steel			14 gauge welded steel					12 gauge welded steel					
Main Flighting	10 gauge stretched and welded			7 gauge stretched and welded					1/4" stretched and welded					
Reinforced Flight (10 ga wear edge)	On Intake Hopper flighting, Initial Incline flighting and Boot flighting			On Intake Hopper flighting, Initial Incline flighting and Boot flighting					On Intake Hopper flighting, Initial Incline flighting and Boot flighting					
Flight Shaft	1.66" x 11 GA tubing			2" x 11 GA tubing					3" x 11 GA tubing					
PSI Required to Raise Auger	850 psi	950 psi	1200 psi	1000 psi	1200 psi	1400 psi	1800 psi	1800 psi	1400 psi	1600 psi	1600 psi	1950 psi	2000 psi	
PTO Line Drive	14 series with 5/16" shear bolt			14 series with 5/16" shear bolt			35 series with 5/16" shear bolt		35 series with 3/8" shear bolt		55 series with 3/8" shear bolt			
HP Required	40	45	50	50	60	65	75	80-90	85	100	110-120	120-140	140-160	
Tube Trussing	5/16" Aircraft Type Galvanized Cable			5/16" Aircraft Type Galvanized Cable			3/8" Aircraft Type Galv. Cable	Combination 2-1/2" x 11 Ga. Steel Tubing & 3/8" Galv. Cable	3/8" Aircraft Type Galvanized Cable			Combination 2-1/2" x 11 Ga. Steel Tubing & 3/8" Galv. Cable	Combination 3" x 11 Ga. Steel Tubing & 3/8" Galv. Cable	
Track	High yield 11 Ga. Roll Formed			High yield 11 Ga. Roll Formed				Double 2" x 3" x 1/4" angle iron	Double 2" x 1-1/2" x 3/16" angle iron			Double 2" x 3" x 1/4" angle iron		
Track Shoe	Double 2-3/4" rollers			Double 2-3/4" rollers				Four 3" rollers	Double 3" rollers			Four 3" rollers		
Undercarriage	3" x 11 Ga. Frame			3" x 11 Ga. Frame			3-1/2" x 11 Ga. A Frame	2" x 5" x 3/16" A Frame	4" x 11 Ga. Frame		2" x 5" x 3/16" A Frame		3" x 6" x 3/16" A Frame	
Axle	2-1/2" x 2-1/2" x 1/8" Wall Square Tubing			2-1/2" x 2-1/2" x 1/8" Wall Square Tubing			3-1/2" x 3-1/2" x 3/16" Wall Square Tubing	Double 3" x 3" x 3/16" Wall Square Tubing, Arched	3" x 3" x 3/16" Wall Square Tubing		3-1/2" x 3-1/2" x 3/16" Wall Square Tubing		Double 3" x 3" x 3/16" Wall Square Tubing	
Hubs & Wheels	4 bolt automotive type hubs - 15" wheels			4 bolt automotive type hubs - 15" wheels			Heavy duty 6 bolt cast iron hubs - 15" heavy gauge wheels		Heavy duty 6 bolt cast iron hubs - 15" heavy gauge wheels					
Wheel Tread	106"	112"	118"	106"	112"	118"	112" retracted	176"	118"	124"	112" retracted	176" retracted	184" retracted	
Hydraulic Lift	One 4" cylinder with 5/16" aircraft cable			One 4" cylinder with 5/16" aircraft cable			One 4-1/2" cyl. with 3/8" aircraft cable	Dual 4" cylinders with 5/16" aircraft cable	Dual 4" cylinders with 5/16" aircraft cable				Dual 4-1/2" cyl. with 3/8" aircraft cable	
Transport Height	12' 10"	13' 6"	14' 6"	12' 10"	13' 6"	14' 6"	13' 6"	14' 6"	13' 6"	14' 6"	13' 6"	14' 6"	17' 2"	
Tires Required	15" Automotive Tires			15" Automotive Tires			11L-15 x 8 ply		15" Automotive Tires		11L-15 x 8 ply			
*Standard Hopper Height	10 1/2"			12"					14 1/2"					
*Low-Profile Hopper Height	N/A			10 1/2"					10 1/2"					
Approx. Hyd. Fluid Req'd to raise auger	6.2 Litres/ US Quarts	7.5 Litres/ US Quarts	9.0 Litres/ US Quarts	6.2 Litres/ US Quarts	7.5 Litres/ US Quarts	9.0 Litres/ US Quarts	5.0 Litres/ US Quarts		15.0 Litres/ US Quarts	18.0 Litres/ US Quarts	5.0 Litres/ US Quarts			

* to top of metal portion (add 4" for the rubber extension). Note: Capacities may vary according to the commodity and moisture content. Specifications and design are subject to change without notice.

HEIGHT AND REACH SPECIFICATIONS

	A	B	C	D	E	F	G	H	I	J	
	Height Lowered	Height Halfway	Height Raised	Reach Lowered	Reach Halfway	Reach Raised	Height at Liftarms	Height at Wheels	Reach to Liftarms	Reach to Wheels	
MK80/100 X 51'	10' 10"	23' 7"	34' 8"	23' 9"	22' 0"	19' 6"	14' 10"	19' 0"	18' 5"	19' 6"	<p>Heights measured from bottom of auger spout to ground.</p>
MK80/100 X 61'	11' 5"	27' 0"	40' 6"	28' 10"	27' 0"	23' 3"	17' 0"	22' 4"	22' 6"	23' 3"	
MK80/100 X 71'	12' 6"	32' 8"	46' 6"	33' 7"	30' 9"	27' 2"	20' 7"	25' 10"	25' 9"	26' 10"	
MK100 X 81'	11' 6"	33' 6"	53' 9"	40' 6"	36' 6"	29' 6"	22' 6"	25' 0"	27' 0"	29' 6"	
MK100/130 X 91'	12' 6"	36' 0"	59' 6"	44' 8"	41' 5"	34' 8"	23' 3"	28' 6"	31' 4"	38' 4"	
MK130 X 61'	11' 0"	26' 6"	40' 0"	28' 10"	27' 0"	23' 3"	16' 7"	22' 2"	24' 2"	24' 0"	
MK130 X 71'	12' 0"	32' 2"	46' 0"	33' 7"	30' 9"	27' 2"	20' 2"	25' 7"	27' 7"	27' 9"	
MK130 X 81'	10' 7"	31' 5"	51' 9"	41' 3"	38' 7"	32' 0"	22' 4"	27' 2"	26' 6"	30' 8"	
MK130 X 111'	15' 0"	42' 6"	71' 6"	54' 7"	50' 11"	42' 6"	27' 8"	33' 5"	38' 5"	48' 9"	



SAFETY FIRST!

We know you work long and hard, especially during harvest. Please take the time to put safety first:

Westfield augers are designed with operator safety in mind and incorporate many safety features. Everyone operating an auger must read and understand the operator's manual and safety decals before attempting to operate the unit. Do not modify this implement in any way. Use only for intended purposes. Keep all safety shields in place while operating. Never operate with any safety shields or guard removed or modified. Never transport the unit in a raised position. Check overhead before raising. Never attempt to service the auger while it is running. Keep children, pets and untrained personnel away from work area.

WESTFIELD®

Box 39, Rosenort, Manitoba, R0G 1W0 Toll Free: 1-866-467-7207 Web: www.grainaugers.com Email: sales@grainaugers.com